

CX100E



## MIDI EXCAVATORS

### E-Series



Engine 4TNV98CT

Engine power 53.7 kW - 72.0 hp

Operating weight 10080 kg

# SPECIFICATIONS

## CX100E

### ENGINE

Type \_\_\_\_\_ YANMAR 4TNV98CT - STAGE 5  
 Max. Power (2300 rpm) (kW / hp) \_\_\_\_\_ 53.7 - 72.0  
 Displacement (cm<sup>3</sup>) \_\_\_\_\_ 3319  
 Number of cylinders (n°) \_\_\_\_\_ 4  
 Cooling \_\_\_\_\_ Liquid  
 Consumption (l/h) \_\_\_\_\_ 9.3  
 Alternator (V) \_\_\_\_\_ 12 (80 A)  
 Battery V (Ah) \_\_\_\_\_ 12 (100)

### HYDRAULIC SYSTEM

Circuit Type \_\_\_\_\_ eHPQ Rexroth system  
 Pump type \_\_\_ 1 electronic pump (EOC) with variable flow rate  
 + 1 gear pump on engine PTO (FAN DRIVE)  
 Pump displacement (cm<sup>3</sup>) \_\_\_\_\_ 100  
 Pump capacity (l/min) \_\_\_\_\_ 192  
 Max. circuit calibration pressure (bar) \_\_\_\_\_ 290  
 Auxiliary system (max pressure):  
 AUX 1 single or double effect \_\_\_\_\_  
 with priority (l/min) \_\_\_\_\_ 160 - 200 bar  
 AUX 2 double effect (l/min) \_\_\_\_\_ 90/60 - 290 bar  
 AUX 3 double effect optional (l/min) \_\_\_\_\_ 50 - 250 bar

### SLEWING & TRAVEL SPEED

Travelling speed  
 (AUTO TWO SPEED) (km/h) \_\_\_\_\_ 1<sup>st</sup> : 0 ÷ 2.6 / 2<sup>nd</sup> : 0 ÷ 5.2  
 Slew speed (rpm) \_\_\_\_\_ 9.5

### CONTROLS

Boom, dipper stick, bucket and turret swing \_\_\_\_\_ 2 joysticks  
 Track movements (included counter rotation) \_\_\_\_\_ 2 levers /joystick steering  
 Dozer blade \_\_\_\_\_ lever  
 Priority auxiliary system with holding function  
 AUX 1 (single or double effect) \_\_\_\_\_ electroproportional switch on right joystick

Auxiliary system AUX 2 (double effect) \_\_\_\_\_ electroproportional switch on right joystick

Low priority auxiliary system  
 AUX 3 (double effect) \_\_\_\_\_ electroproportional switch on left joystick

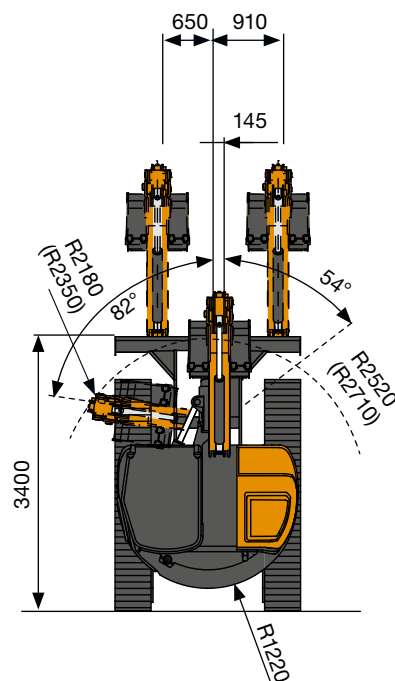
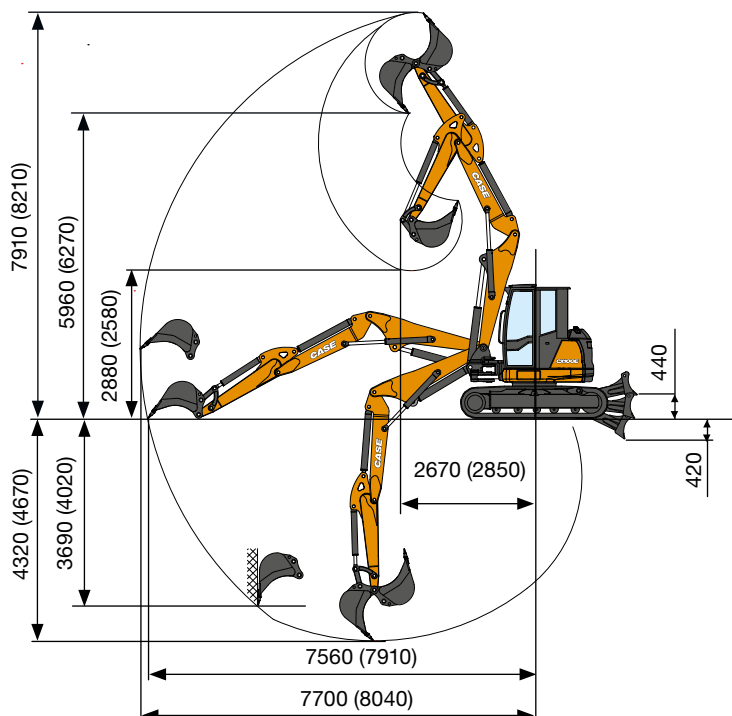
Boom swing \_\_\_\_\_ electroproportional switch on left joystick

### WEIGHTS

Transport Weight with rubber tracks (kg) \_\_\_\_\_ 9750  
 Operating weight with rubber tracks ISO 6016 (kg) \_\_\_\_\_ 10080

### CIRCUIT AND COMPONENT CAPACITIES

Fuel tank (l) \_\_\_\_\_ 105  
 Hydraulic oil tank (l) \_\_\_\_\_ 75  
 Hydraulic circuit capacity (l) \_\_\_\_\_ 135  
 Cooling system capacity (l) \_\_\_\_\_ 23  
 Engine oil (l) \_\_\_\_\_ 10

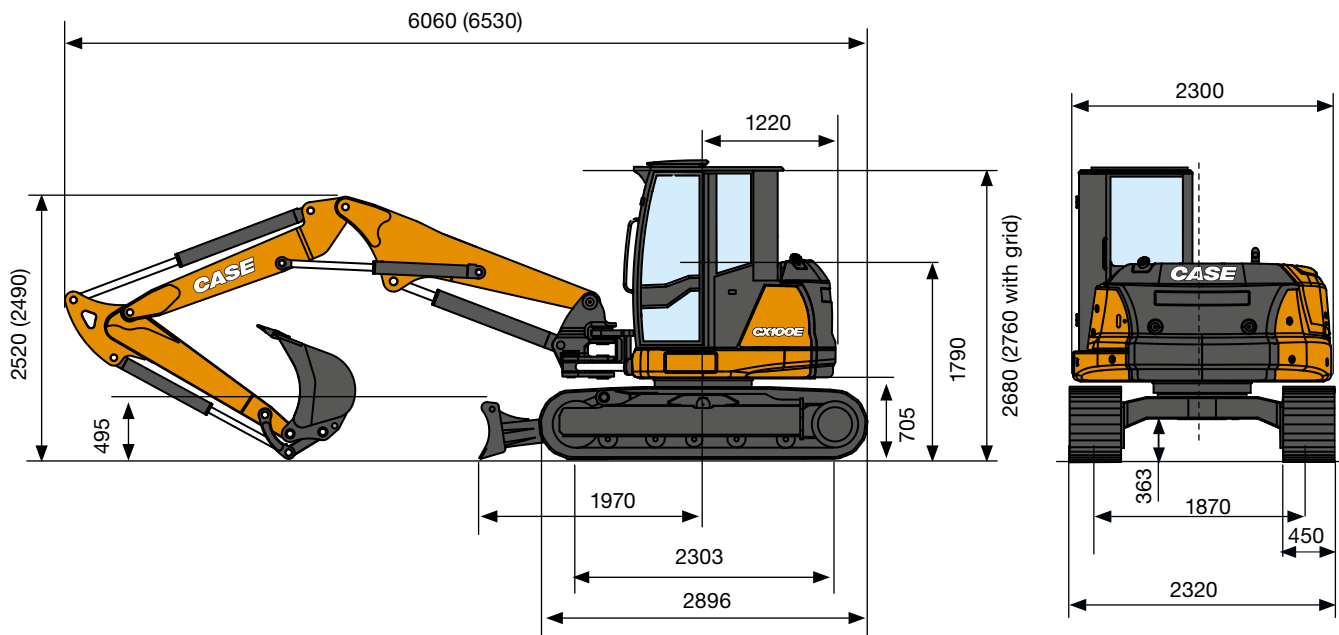


### PERFORMANCE DATA

		Std. Arm 1760 mm	Opt. Arm 2110 mm
Max. digging depth	mm	4320	4670
Max. dumping height	mm	5960	6270
Bucket breaking force ISO 6015	daN		6300
Arm breaking force ISO 6015	daN	4350	3850
Traction force	daN		7960
Ground bearing pressure with rubber tracks	kg/cm <sup>2</sup>		0.44
Max. slope			60% - 30°

# SPECIFICATIONS

## CX100E



### GENERAL DIMENSIONS

Maximum width	mm	2320
Total height	mm	2680
Tracks width	mm	450
Rear rotation radius	mm	1220
Digging arm length standard (optional)	mm	1760 (2110)
Rollers number (for each side) (rubber tracks)	n°	5/1
Rollers number (for each side) (steel tracks)	n°	6/1

# LIFTING CAPACITY

## CX100E

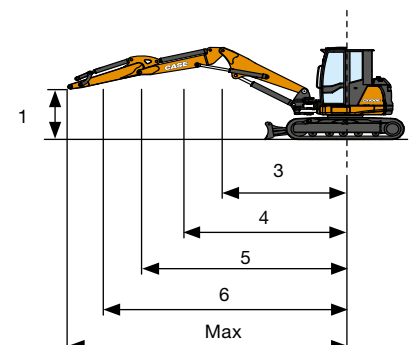
Opening arm from the rotation's center (m)  
 Lifting capacity (kg) at 1 m height  
 Standard counterweight

LIFTING CAPACITY	3	4	5	6	Max
Frontal and lowered dozer blade	4270*	2900*	2510*	2080*	1760*
Frontal and lifted dozer blade	3570	2170	1600	1230	1040
Lateral	2600	1620	1210	940	790

\* Indicates the hydraulic load limit.

The lifting capacity is based on the ISO 10567 and it does not exceed more than the 75% of static tipping load or more than the 87% of the hydraulic lifting capacity of the machine.

Standard dipper stick L = 1760 mm



# STANDARD AND OPTIONS

## STANDARD EQUIPMENT

- + Tilttable Cab (ROPS/TOPS - FOPS Level 1)
- + Automatic Air Conditioning and Heating
- + Automatic Courtesy light
- + DAB Radio, Bluetooth, USB, Aux-in (cab only)
- + Electric socket on the roof for Rotating Beacon
- + Windshield washer
- + Rear-view mirrors (left, right, rear)
- + Fabric seat with Premium Mechanical suspension
- + Standard arm
- + 2-Piece-Boom
- + Boom Lift cylinder and dozer blade cylinder protection
- + Additional counterweight - Light
- + Rear view camera
- + Air Filter with drain valve and electric anti-clogging indicator
- + Hydraulic Reversible Fan Drive with automatic functionality
- + Electric fuel refill pump with auto-stop function
- + Electro proportional 2-Piece-Boom control
- + 1<sup>st</sup> Auxiliary (AUX1) circuit with electro-proportional control
- + 2<sup>nd</sup> Auxiliary (AUX2) circuit with electro-proportional control
- + Digital cluster with AUX1, AUX2 and AUX3 flow settings
- + Block valves on swing cylinder
- + Block valves on 2 piece boom positioner cylinder
- + Pattern change
- + Direct Drainage to tank
- + Electric diverter between Single effect and Double effect AUX1
- + 2 speed travel with Automatic Shift
- Down (from 2<sup>nd</sup> to 1<sup>st</sup> gear if more traction is required) and Shift-up
- + Electronic Proportional RPM control with Auto-Idle
- + Rubber tracks
- + Standard Dozer Blade
- + Operator manual
- + Ignition key, which opens every machine lock
- + Standard LED working lights (boom, right-front hood and cab-front)
- + Extra LED working lights (cab-rear)
- + Battery disconnect switch
- + Variable Volume Pump
- + Standard Hydraulic oil and Lubricants
- + CASE Sitewatch and SiteConnect
- + ROPS/TOPS - FOPS Level 2 grid
- + Object handling kit (block valves on boom and arm, lifting hook and load chart)

## OPTIONAL EQUIPMENT

- + Anti-Theft
- + Fabric seat with Pneumatic suspension
- + Fabric seat with Pneumatic suspension and Heating
- + Travel alarm
- + Long arm
- + Additional counterweight - Light + Heavy
- + 3<sup>rd</sup> Auxiliary (AUX3) circuit with electro-proportional control
- + Block valves on dozer blade cylinder
- + Steel tracks 450 mm
- + Steel tracks with pad 450 mm
- + Steel tracks 600 mms
- + 6X1 (Angle/Tilt) Dozer Blade
- + Dozer Float
- + Rotating beacon
- + Bio Hydraulic oil and Lubricants
- + Automatic Centralized Lubrication
- + Constant flow provision (i.e. for Mulcher): max constant flow of 62 l/min at 180 bar
- + Hydraulic quick coupler provision (Single or Double Effect)
- + Mechanical and Hydraulic quick couplers
- + Buckets

## CASE AFTERMARKET SOLUTIONS

- + Superior Protection grid (FOPS Level 2)
- + Front Protection grid (Level 2)
- + Rubber pads for steel tracks
- + Geogrip tracks
- + Vast variety of attachments
- + Full range of Mechanical and Hydraulic quick couplers
- + Full range of Buckets

**CNH Industrial**  
Deutschland GmbH  
Case Baumaschinen  
Benzstr. 1-3 - D-74076 Heilbronn  
DEUTSCHLAND

**CNH Industrial**  
Maquinaria Spain, S.A.  
Avenida Aragón 402  
28022 Madrid - ESPAÑA

**CNH Industrial France, S.A.**  
16-18 Rue des Rochettes  
91150 Morigny-Champigny  
FRANCE

**CNH Industrial Italia Spa**  
Lungo Stura Lazio 19  
10156, Torino  
ITALIA

**CASE Construction Equipment**  
Cranes Farm Rd  
Basildon - SS14 3AD  
UNITED KINGDOM

NOTE: Standard and optional fittings can vary according to the demands and specific regulations of each country. The illustrations may include optional rather than standard fittings - consult your Case dealer. Furthermore, CNH Industrial reserves the right to modify machine specifications without incurring any obligation relating to such changes.

Conforms to directive 2006/42/EC

**CASECE.COM**  
**00800-2273-7373**

The call is free from a land line.  
Check in advance with your Mobile Operator if you will be charged. Toll free number not available from all calling areas.