

CX70E



## MIDI EXCAVATORS

### E-Series



Engine V2607-CR-T  
Engine power 44.3 kW - 59.4 hp  
Operating weight 7290 kg

# SPECIFICATIONS

## CX70E

### ENGINE

Type \_\_\_\_\_ KUBOTA V2607-CR-T - STAGE 5  
 Max. Power (2300 rpm) (kW / hp) \_\_\_\_\_ 44.3 - 59.4  
 Displacement (cm<sup>3</sup>) \_\_\_\_\_ 2615  
 Number of cylinders (n°) \_\_\_\_\_ 4  
 Cooling \_\_\_\_\_ Liquid  
 Consumption (l/h) \_\_\_\_\_ 7.6  
 Alternator (V) \_\_\_\_\_ 12 (60 A)  
 Battery V (Ah) \_\_\_\_\_ 12 (95)

### HYDRAULIC SYSTEM

Circuit Type \_\_\_\_\_ Load Sensing closed center system  
 with "Flow Sharing" control valve  
 Pump type \_\_\_\_\_ 1 LS hydraulic variable pump  
 with electronic control + 1 gear pump  
 Pump displacement (cm<sup>3</sup>) \_\_\_\_\_ 71 + 14  
 Pump capacity (l/min) \_\_\_\_\_ 141 + 27.8  
 Max. circuit calibration pressure (bar) \_\_\_\_\_ 280  
 Auxiliary system (max pressure):  
 AUX 1 single or double effect  
 with priority (l/min) \_\_\_\_\_ 85 - 200 bar  
 AUX 2 double effect (l/min) \_\_\_\_\_ 65/90 - 280 bar  
 AUX 3 double effect optional (l/min) \_\_\_\_\_ 45 - 280 bar

### SLEWING & TRAVEL SPEED

Travelling speed  
 (AUTO TWO SPEED) (km/h) \_\_\_\_\_ 1<sup>st</sup> : 0 ÷ 2.1 / 2<sup>nd</sup> : 0 ÷ 4.2  
 Slew speed (rpm) \_\_\_\_\_ 11

### CONTROLS

Boom, dipper stick,  
 bucket and turret swing \_\_\_\_\_ 2 pilot joysticks  
 Track movements (included counter rotation) \_\_\_\_\_ 2 pilot levers  
 Dozer blade \_\_\_\_\_ pilot lever  
 Priority auxiliary system with holding function  
 AUX 1 (single or double effect) \_\_\_\_\_ electroproportional  
 switch on right joystick

Auxiliary system AUX 2  
 (double effect) \_\_\_\_\_ electroproportional  
 switch on right joystick

Low priority auxiliary system  
 AUX 3 (double effect) \_\_\_\_\_ electroproportional  
 switch on left joystick

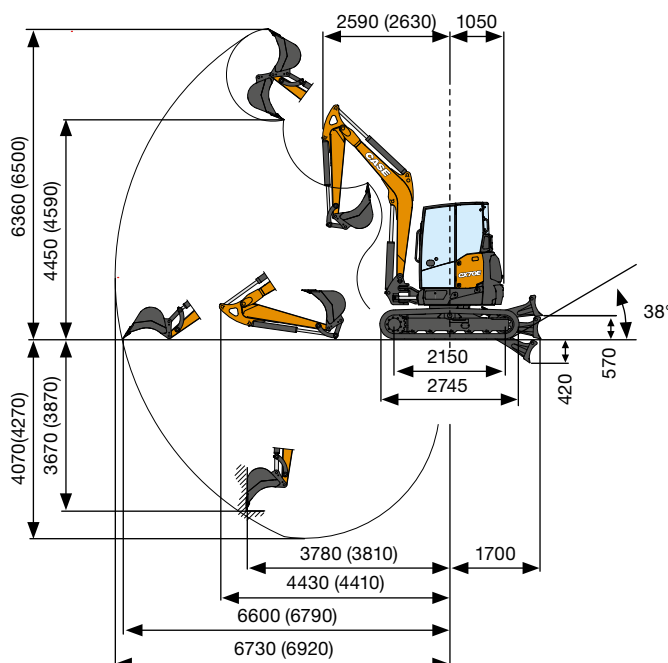
Boom swing \_\_\_\_\_ electroproportional switch on left joystick

### WEIGHTS

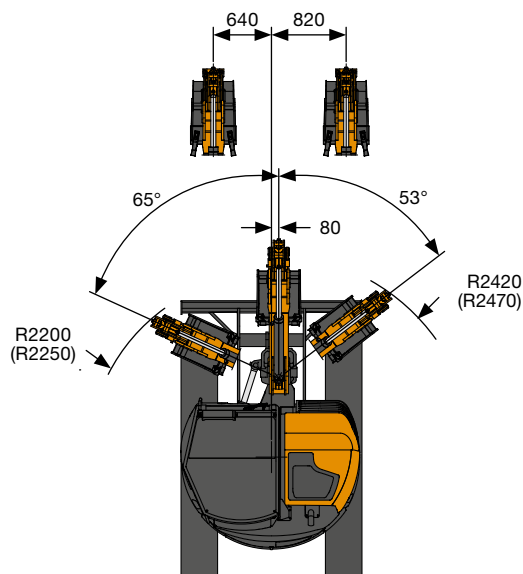
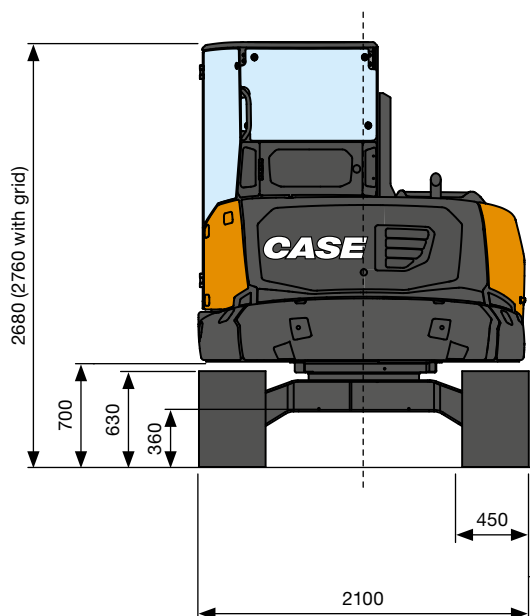
Transport Weight with cab (kg) \_\_\_\_\_ 7020  
 Operating weight with cab  
 (with rubber tracks) ISO 6016 (kg) \_\_\_\_\_ 7290

### CIRCUIT AND COMPONENT CAPACITIES

Fuel tank (l) \_\_\_\_\_ 85  
 Hydraulic oil tank (l) \_\_\_\_\_ 60  
 Hydraulic circuit capacity (l) \_\_\_\_\_ 80  
 Cooling system capacity (l) \_\_\_\_\_ 12  
 Engine oil (l) \_\_\_\_\_ 10.2



PERFORMANCE DATA		Std. Arm 1900 mm	Opt. Arm 2100 mm
Max. digging depth	mm	4070	4270
Max. dumping height	mm	4450	4590
Bucket breaking force ISO 6015	daN		4850
Arm breaking force ISO 6015	daN	2900	2700
Traction force	daN		7150
Ground bearing pressure with rubber tracks	kg/cm <sup>2</sup>		0.34
Max. slope			60% - 30°



#### GENERAL DIMENSIONS

Maximum width	mm	2100
Total height	mm	2680
Tracks width	mm	450
Rear rotation radius	mm	1050
Digging arm length standard (optional)	mm	1900 (2100)
Rollers number (for each side)	n°	5/1

## LIFTING CAPACITY

### CX70E

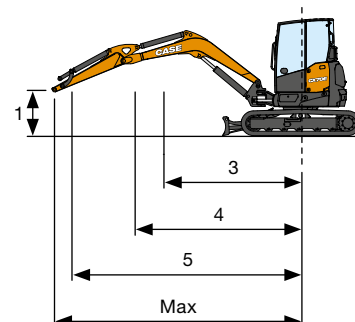
Standard dipper stick L = 1900 mm

Opening arm from the rotation's center (m)  
Lifting capacity (kg) at 1.0 m height  
Standard counterweight

LIFTING CAPACITY	3	4	5	Max
Frontal and lowered dozer blade	3150*	2100*	1670*	1470*
Frontal and lifted dozer blade	2170	1420	1030	840
Lateral	1920	1280	940	760

\* Indicates the hydraulic load limit.

The lifting capacity is based on the ISO 10567 and it does not exceed more than the 75% of static tipping load or more than the 87% of the hydraulic lifting capacity of the machine.



# STANDARD AND OPTIONS

## STANDARD EQUIPMENT

- + Tilttable Cab (ROPS/TOPS - FOPS Level 1)
- + Automatic Air Conditioning and Heating
- + Automatic Courtesy light
- + DAB Radio, Bluetooth, USB, Aux-in (cab only)
- + Electric socket on the roof for Rotating Beacon
- + Windshield washer
- + Rear-view mirrors (left, right, rear)
- + Fabric seat with Premium Mechanical suspension
- + Standard arm
- + Boom Lift cylinder and dozer blade cylinder protection
- + Standard counterweight
- + Air Filter with drain valve and electric anti-clogging indicator
- + Hydraulic Reversible Fan Drive with automatic functionality
- + Electric fuel refill pump with auto-stop function
- + Servo-assisted hydraulic joysticks with Electro-Hydraulic proportional controls
- + Electro-Hydraulic proportional Swing control
- + 1<sup>st</sup> Auxiliary (AUX1) circuit with Electro-Hydraulic proportional control
- + 2<sup>nd</sup> Auxiliary (AUX2) circuit with Electro-Hydraulic proportional control
- + Digital cluster with AUX1, AUX2 and AUX3 flow settings
- + Block valves on swing cylinder
- + Electric diverter between Single effect and Double effect AUX1
- + Direct Drainage to tank
- + 2 speed travel with Automatic Shift
- Down (from 2<sup>nd</sup> to 1<sup>st</sup> gear if more traction is required) and Shift-up
- + Electronic Proportional RPM control with Auto-Idle
- + Rubber tracks
- + Standard Dozer Blade
- + Operator manual
- + Ignition key, which opens every machine lock
- + Standard LED working lights (boom, right-front hood and cab-front)
- + Battery disconnect switch
- + Variable Volume Pump
- + Standard Hydraulic oil and Lubricants
- + CASE Sitewatch and SiteConnect
- + ROPS/TOPS - FOPS Level 2 grid
- + Object handling kit (block valves on boom and arm, lifting hook and load chart)

## OPTIONAL EQUIPMENT

- + Anti-Theft
- + Fabric seat with Pneumatic suspension
- + Fabric seat with Pneumatic suspension and Heating
- + Rear view camera
- + Travel alarm
- + Long arm
- + Additional counterweight - Light
- + Additional counterweight - Heavy
- + 3<sup>rd</sup> Auxiliary (AUX3) circuit with Electro-Hydraulic proportional control
- + Grapple provision (AUX3 with flow diverter from bucket cylinder)
- + Block valves on dozer blade cylinder
- + Steel tracks
- + Dozer Float
- + Extra LED working lights (cab-rear)
- + Rotating beacon
- + Bio Hydraulic oil and Lubricants
- + Automatic Centralized Lubrication
- + High Flow provision (i.e. for Mulcher): max constant flow of 60 l/min at 180 bar
- + Hydraulic quick coupler provision (Single or Double Effect)
- + Mechanical and Hydraulic quick couplers
- + Buckets

## CASE AFTERMARKET SOLUTIONS

- + Superior Protection grid (FOPS Level 2)
- + Front Protection grid (Level 2)
- + Rubber pads for steel tracks
- + Geogrip tracks
- + Vast variety of attachments
- + Full range of Mechanical and Hydraulic quick couplers
- + Full range of Buckets

**CNH Industrial**  
Deutschland GmbH  
Case Baumaschinen  
Benzstr. 1-3 - D-74076 Heilbronn  
DEUTSCHLAND

**CNH Industrial**  
Maquinaria Spain, S.A.  
Avenida Aragón 402  
28022 Madrid - ESPAÑA

**CNH Industrial France, S.A.**  
16-18 Rue des Rochettes  
91150 Morigny-Champigny  
FRANCE

**CNH Industrial Italia Spa**  
Lungo Stura Lazio 19  
10156, Torino  
ITALIA

**CASE Construction Equipment**  
Cranes Farm Rd  
Basildon - SS14 3AD  
UNITED KINGDOM

NOTE: Standard and optional fittings can vary according to the demands and specific regulations of each country. The illustrations may include optional rather than standard fittings - consult your Case dealer. Furthermore, CNH Industrial reserves the right to modify machine specifications without incurring any obligation relating to such changes.

Conforms to directive 2006/42/EC

**CASECE.COM**  
**00800-2273-7373**

The call is free from a land line.  
Check in advance with your Mobile Operator if you will be charged. Toll free number not available from all calling areas.