

CX85E



MIDI EXCAVATORS

E-Series



Engine 4TNV98CT

Engine power 53.7 kW - 72.0 hp

Operating weight 8830 kg

SPECIFICATIONS

CX85E

ENGINE

Type YANMAR 4TNV98CT - STAGE 5
 Max. Power (2300 rpm) (kW / hp) 53.7 - 72.0
 Displacement (cm³) 3319
 Number of cylinders (n°) 4
 Cooling Liquid
 Consumption (l/h) 9.3
 Alternator (V) 12 (80 A)
 Battery V (Ah) 12 (100)

HYDRAULIC SYSTEM

Circuit Type eHPQ Rexroth system
 Pump type 1 electronic pump (EOC) with variable flow rate
+ 1 gear pump on engine PTO (FAN DRIVE)
 Pump displacement (cm³) 100
 Pump capacity (l/min) 192
 Max. circuit calibration pressure (bar) 290
 Auxiliary system (max pressure):
 AUX 1 single or double effect
 with priority (l/min) 160 - 200 bar
 AUX 2 double effect (l/min) 90/60 - 290 bar
 AUX 3 double effect optional (l/min) 50 - 250 bar

SLEWING & TRAVEL SPEED

Travelling speed
 (AUTO TWO SPEED) (km/h) 1st : 0 ÷ 2.6 / 2nd : 0 ÷ 5.2
 Slew speed (rpm) 9.5

CONTROLS

Boom, dipper stick,
 bucket and turret swing 2 joysticks
 Track movements
 (included counter rotation) 2 levers/joystick steering
 Dozer blade lever
 Priority auxiliary system with holding function
 AUX 1 (single or double effect) electroproportional
switch on right joystick
 Auxiliary system AUX 2
 (double effect) electroproportional
switch on right joystick

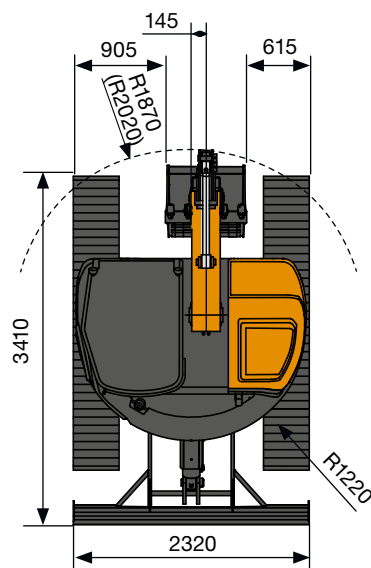
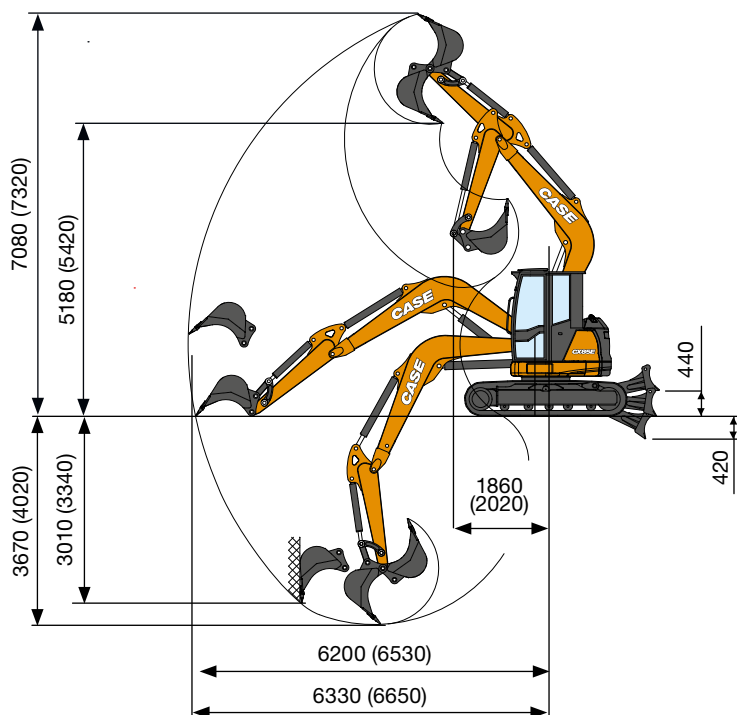
Low priority auxiliary system
 AUX 3 (double effect) electroproportional
switch on left joystick

WEIGHTS

Transport Weight with rubber tracks (kg) 8500
 Operating weight with rubber tracks ISO 6016 (kg) 8830

CIRCUIT AND COMPONENT CAPACITIES

Fuel tank (l) 105
 Hydraulic oil tank (l) 75
 Hydraulic circuit capacity (l) 135
 Cooling system capacity (l) 23
 Engine oil (l) 10

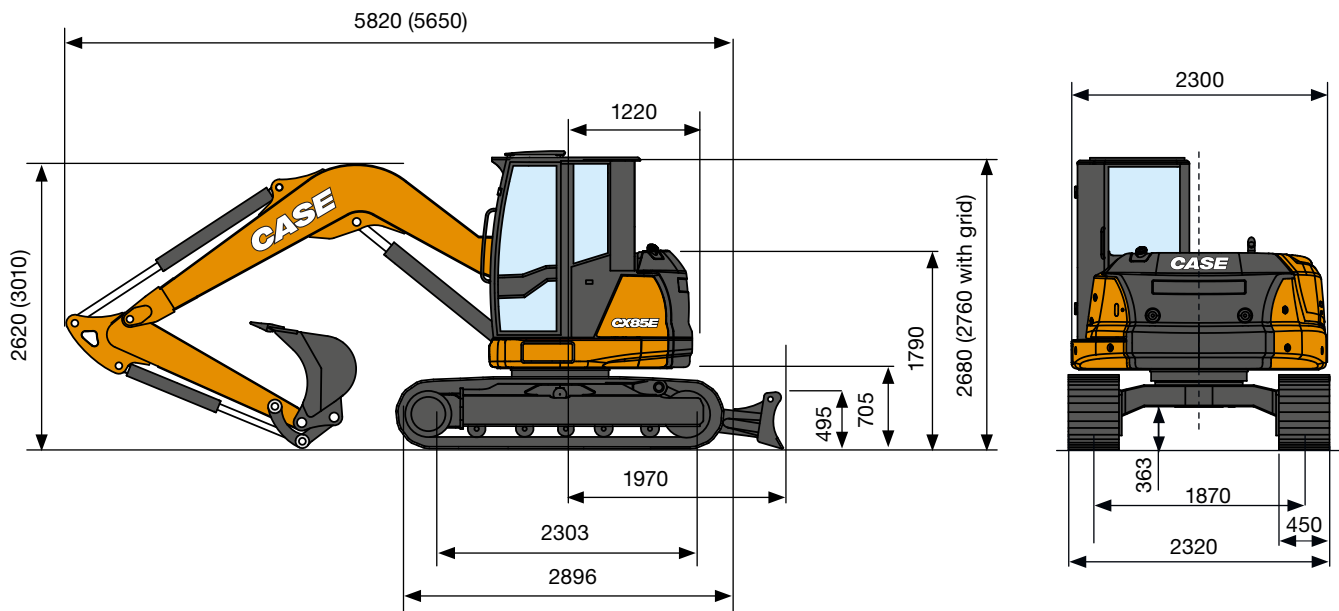


PERFORMANCE DATA

		Std. Arm 1760 mm	Opt. Arm 2110 mm
Max. digging depth	mm	3670	4020
Max. dumping height	mm	5180	5420
Bucket breaking force ISO 6015	daN	6300	
Arm breaking force ISO 6015	daN	4350	3850
Traction force	daN	7960	
Ground bearing pressure with rubber tracks	kg/cm ²	0.39	
Max. slope		60% - 30°	

SPECIFICATIONS

CX85E



GENERAL DIMENSIONS

Maximum width	mm	2320
Total height	mm	2680
Tracks width	mm	450
Rear rotation radius	mm	1220
Digging arm length standard (optional)	mm	1760 (2110)
Rollers number (for each side) (rubber tracks)	n°	5/1
Rollers number (for each side) (steel tracks)	n°	6/1

LIFTING CAPACITY

CX85E

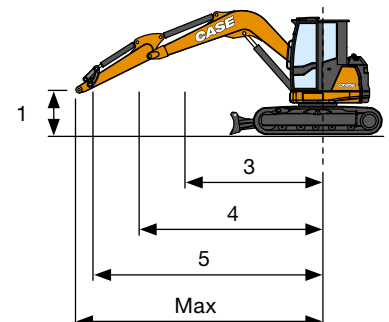
Opening arm from the rotation's center (m)
 Lifting capacity (kg) at 1 m height
 Standard counterweight

LIFTING CAPACITY	3	4	5	Max
Frontal and lowered dozer blade	4420*	3250*	2610*	2420*
Frontal and lifted dozer blade	3540	2270	1630	1470
Lateral	2750	1820	1320	1200

* Indicates the hydraulic load limit.

The lifting capacity is based on the ISO 10567 and it does not exceed more than the 75% of static tipping load or more than the 87% of the hydraulic lifting capacity of the machine.

Standard dipper stick L = 1760 mm



STANDARD AND OPTIONS

STANDARD EQUIPMENT

- + Tilttable Cab (ROPS/TOPS - FOPS Level 1)
- + Automatic Air Conditioning and Heating
- + Automatic Courtesy light
- + DAB Radio, Bluetooth, USB, Aux-in (cab only)
- + Electric socket on the roof for Rotating Beacon
- + Windshield washer
- + Rear-view mirrors (left, right, rear)
- + Fabric seat with Premium Mechanical suspension
- + Standard arm
- + Boom Lift cylinder and dozer blade cylinder protection
- + Standard counterweight
- + Rear view camera
- + Air Filter with drain valve and electric anti-clogging indicator
- + Hydraulic Reversible Fan Drive with automatic functionality
- + Electric fuel refill pump with auto-stop function
- + 1st Auxiliary (AUX1) circuit with electro-proportional control
- + 2nd Auxiliary (AUX2) circuit with electro-proportional control
- + Digital cluster with AUX1, AUX2 and AUX3 flow settings
- + Block valves on swing cylinder
- + Electric diverter between Single effect and Double effect AUX1
- + Pattern change
- + Direct Drainage to tank
- + 2 speed travel with Automatic Shift Down (from 2nd to 1st gear if more traction is required) and Shift-up
- + Electronic Proportional RPM control with Auto-Idle
- + Rubber tracks
- + Standard Dozer Blade
- + Operator manual
- + Ignition key, which opens every machine lock
- + Standard LED working lights (boom, right-front hood and cab-front)
- + Extra LED working lights (cab-rear)
- + Battery disconnect switch
- + Variable Volume Pump
- + Standard Hydraulic oil and Lubricants
- + CASE Sitewatch and SiteConnect
- + ROPS/TOPS - FOPS Level 2 grid
- + Object handling kit (block valves on boom and arm, lifting hook and load chart)

OPTIONAL EQUIPMENT

- + Anti-Theft
- + Fabric seat with Pneumatic suspension
- + Fabric seat with Pneumatic suspension and Heating
- + Travel alarm
- + Long arm
- + Additional counterweight - Light
- + Additional counterweight - Heavy
- + Additional counterweight - Light + Heavy
- + 3rd Auxiliary (AUX3) circuit with electro-proportional control
- + Block valves on dozer blade cylinder
- + Steel tracks 450 mm
Steel tracks with pad 450 mm
Steel tracks 600 mms
- + 6X1 (Angle/Tilt) Dozer Blade
- + Dozer Float
- + Rotating beacon
- + Bio Hydraulic oil and Lubricants
- + Automatic Centralized Lubrication
- + Constant flow provision (i.e. for Mulcher): max constant flow of 62 l/min at 180 bar
- + Hydraulic quick coupler provision (Single or Double Effect)
- + Mechanical and Hydraulic quick couplers
- + Buckets

CASE AFTERMARKET SOLUTIONS

- + Superior Protection grid (FOPS Level 2)
- + Front Protection grid (Level 2)
- + Rubber pads for steel tracks
- + Geogrip tracks
- + Vast variety of attachments
- + Full range of Mechanical and Hydraulic quick couplers
- + Full range of Buckets

CNH Industrial
Deutschland GmbH
Case Baumaschinen
Benzstr. 1-3 - D-74076 Heilbronn
DEUTSCHLAND

CNH Industrial
Maquinaria Spain, S.A.
Avenida Aragón 402
28022 Madrid - ESPAÑA

CNH Industrial France, S.A.
16-18 Rue des Rochettes
91150 Morigny-Champigny
FRANCE

CNH Industrial Italia Spa
Lungo Stura Lazio 19
10156, Torino
ITALIA

CASE Construction Equipment
Cranes Farm Rd
Basildon - SS14 3AD
UNITED KINGDOM

NOTE: Standard and optional fittings can vary according to the demands and specific regulations of each country. The illustrations may include optional rather than standard fittings - consult your Case dealer. Furthermore, CNH Industrial reserves the right to modify machine specifications without incurring any obligation relating to such changes.

Conforms to directive 2006/42/EC

CASECE.COM
00800-2273-7373

The call is free from a land line.
Check in advance with your Mobile Operator if you will be charged. Toll free number not available from all calling areas.